SUMMIT

DON'T JUST MOVE FORWARD. BE AHEAD.

Cutting-edge technology, classic Montblanc design.
A smartwatch for those always on the ascent.

▷ WATCH THE FILM

MONT BLANC
BASE 1000

GET THE LATEST SUMMIT NEWS

SIGN UP FOR THE NEWSLETTER

MONT BLANC
BASE 1000

TRAVEL

ON THE GO

Is my flight leaving on time?

Travel companion

PERSONAL ASSISTANT

Travel more efficiently, reduce stress and minimise effort with the integrated Google Assistant.

Voice-activated

GLOBAL TRANSLATOR

Translate phrases into over 100 languages and hear the exact pronunciation instantly.

Convenient

HANDS-FREE BOARDING

Relieve the pressure before take-off. Get digital travel documents, flight information and more all in one place.

○ ● ● ●

BEIJING
22:50
+8H
TYO SYD NOU AKL MDW HNL ANC LAX DEN MEX NYC LPB RIO SGE AZO LON HAM IST MOW DXB KHI DAC BKK

Featured travel tool

MONTBLANC'S DIGITAL WORLD TIMER

Manage multiple time zones wherever you are with Montblanc's exclusive world timer technology.

YOUR SUMMIT, YOUR WAY

Your Summit is at the height of self-expression. Tailor every detail to reflect your style.

CUSTOMISE NOW

DISCOVER THE COLLECTION

Purchase Summit online or find your nearest Montblanc boutique below to try it yourself.

PVD Black Steel Case
Black Calfskin Strap

Stainless Steel Case
Blue Rubber Strap

Stainless Steel Case
Green Rubber Strap

SEE DETAILS

PVD Black Steel Case
Brown Sfumato Strap

SHOP FULL COLLECTION



REACH THE SUMMIT AT YOUR NEAREST MONTBLANC BOUTIQUE

FIND A BOUTIQUE

TECHNICAL SPECIFICATIONS

A cutting-edge processor, high-definition screen and precise heart-rate sensor. Plus the most iconic design in its class.

					IP68	1.39″	46mm	12.5mm
Powered by Android Wear	Heart Rate Monitor	Wi-Fi Connectivity	Domed Sapphire Glass	All-day Battery	Water Resistance	Round AMOLED Display	Case Diameter	Case Thickness

- Android Wear 2.0
- Bluetooth 4.1 BLE connectivity
- Wi-Fi 802.11 b/g/n connectivity
- 512 MB RAM speed processing
- 4GB flash storage
- All-day (300mAh) battery life
- Magnetic charging cradle
- IP68 water resistance – OK for washing hands and exposure to rain
- Compatible with phones running Android 4.3 or higher and iOS9 or higher
- 1.39′′ 400x400 full round AMOLED display
- Micro-USB to USB charging cable
- Documentation
- Vibrator and microphone
- Heart rate monitor
- G-sensor (accelerometer)
- Gyroscope (position)
- E-compass (orientation)
- Barometer (height)
- Light sensor (power modes)

DOWNLOAD APP

DOWNLOAD FAQ

DOWNLOAD SAFETY MANUAL

DOWNLOAD START GUIDE

GETTING STARTED

Here's how to get your Summit up and running.

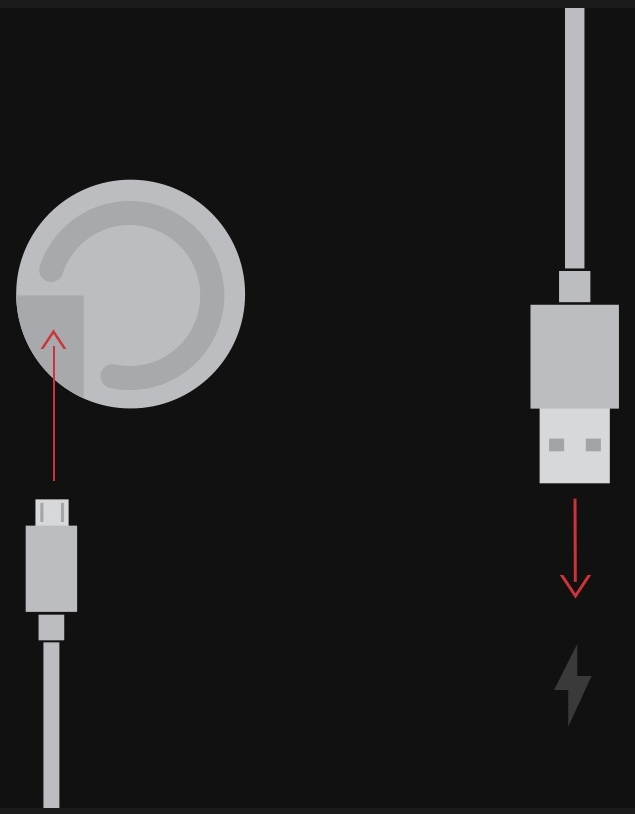

Step 1

PLUG IN YOUR CHARGING DOCK

Connect the micro-USB jack to the rear of the dock and plug it into a compatible power source.

Step 2

DOCK YOUR SUMMIT

Place the watch on the charging dock, aligning the power input with the watch's port.





Step 3

CHARGE FULLY

Summit runs for an entire day on a full charge. A full charge takes approximately 4 hours.

Step 4

PAIR IT AND WEAR IT

With your Summit still connected to the power source, turn it on by pressing the crown as indicated. Connect to the internet to download and install the Android Wear app. Follow the instructions for pairing compatible devices, making sure these are turned on and in range.

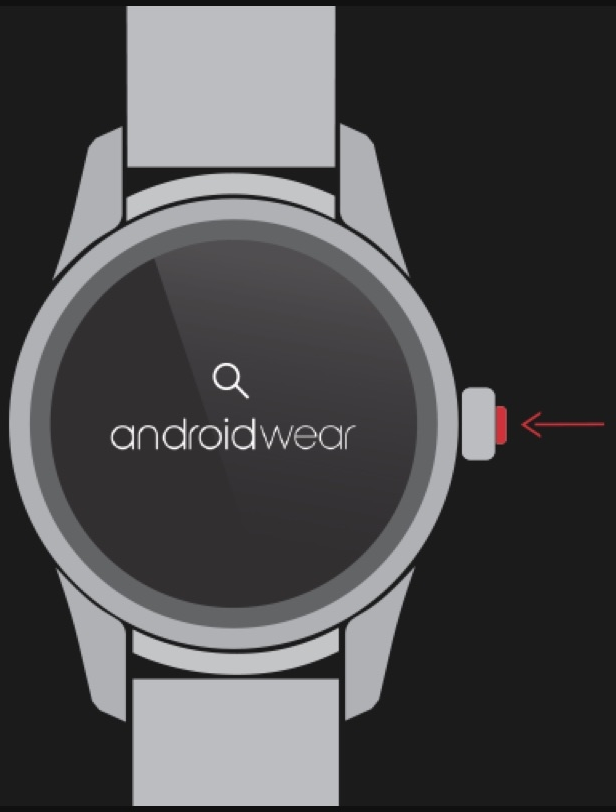

SUMMIT

DON'T JUST MOVE FORWARD. BE AHEAD.

Cutting-edge technology, classic Montblanc design.
A smartwatch for those always on the ascent.

▷ WATCH THE FILM

GET THE LATEST SUMMIT NEWS

SIGN UP FOR THE NEWSLETTER

FITNESS

ON THE TRACK

MONTBLANC
100
12:56AM

Data

HEART RATE MONITOR

Keep track of your wellbeing with a wrist sensor that syncs with your favourite health apps.

Enjoy

MUSIC EVERYWHERE

Listen to all your favourite tracks offline and stay motivated wherever your run takes you.

Track

ACTIVITY LEVELS

Hit your peak with everything you need to measure and maximise your fitness.

● ○ ● ●

Featured fitness app

RUNTASTIC

Optimise your runs, workouts and sports activities with multiple analysis and motivation tools.

YOUR SUMMIT, YOUR WAY

Your Summit is at the height of self-expression.
Tailor every detail to reflect your style.

CUSTOMISE NOW

BASE 1000
MONT BLANC

DISCOVER THE COLLECTION

Purchase Summit online or find your nearest Montblanc boutique below to try it yourself.

PVD Black Steel Case
Black Calfskin Strap

Stainless Steel Case
Blue Rubber Strap

Stainless Steel Case
Green Rubber Strap

SEE DETAILS

PVD Black Steel Case
Brown Sfumato Strap

SHOP FULL COLLECTION

REACH THE SUMMIT AT YOUR NEAREST MONTBLANC BOUTIQUE

FIND A BOUTIQUE

TECHNICAL SPECIFICATIONS

A cutting-edge processor, high-definition screen and precise heart-rate sensor. Plus the most iconic design in its class.

					IP68	1.39″	46mm	12.5mm
Powered by Android Wear	Heart Rate Monitor	Wi-Fi Connectivity	Domed Sapphire Glass	All-day Battery	Water Resistance	Round AMOLED Display	Case Diameter	Case Thickness

- Android Wear 2.0
- Bluetooth 4.1 BLE connectivity
- Wi-Fi 802.11 b/g/n connectivity
- 512 MB RAM speed processing
- 4GB flash storage
- All-day (300mAh) battery life
- Magnetic charging cradle
- IP68 water resistance – OK for washing hands and exposure to rain
- Compatible with phones running Android 4.3 or higher and iOS9 or higher
- 1.39′′ 400x400 full round AMOLED display
- Micro-USB to USB charging cable
- Documentation
- Vibrator and microphone
- Heart rate monitor
- G-sensor (accelerometer)
- Gyroscope (position)
- E-compass (orientation)
- Barometer (height)
- Light sensor (power modes)

DOWNLOAD APP

DOWNLOAD FAQ

DOWNLOAD SAFETY MANUAL

DOWNLOAD START GUIDE

GETTING STARTED

Here's how to get your Summit up and running.

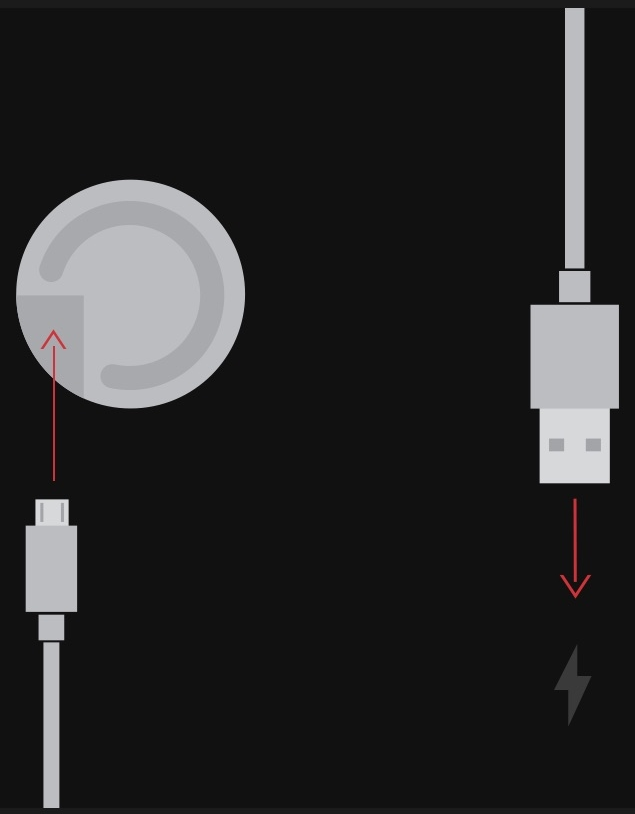

Step 1

PLUG IN YOUR CHARGING DOCK

Connect the micro-USB jack to the rear of the dock and plug it into a compatible power source.

Step 2

DOCK YOUR SUMMIT

Place the watch on the charging dock, aligning the power input with the watch's port.





Step 3

CHARGE FULLY

Summit runs for an entire day on a full charge. A full charge takes approximately 4 hours.

Step 4

PAIR IT AND WEAR IT

With your Summit still connected to the power source, turn it on by pressing the crown as indicated. Connect to the internet to download and install the Android Wear app. Follow the instructions for pairing compatible devices, making sure these are turned on and in range.

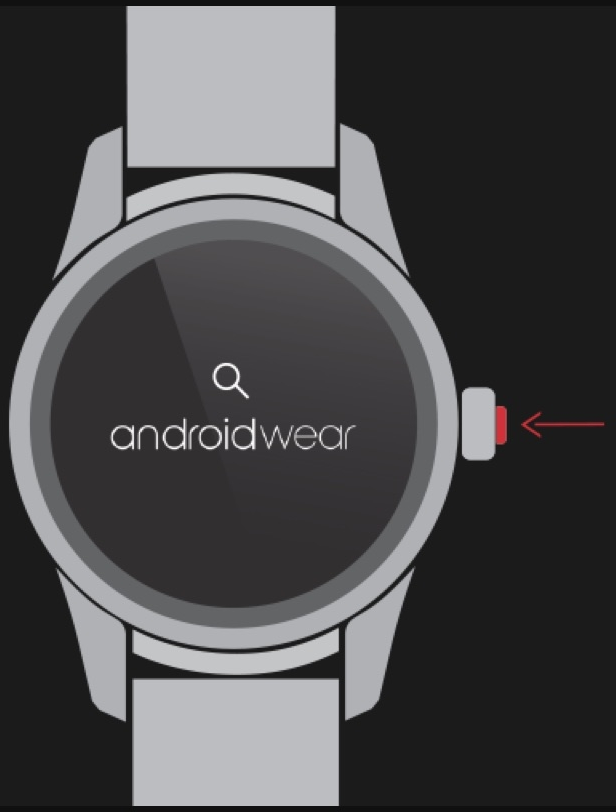

SUMMIT

DON'T JUST MOVE FORWARD. BE AHEAD.

Cutting-edge technology, classic Montblanc design.
A smartwatch for those always on the ascent.

▷ WATCH THE FILM

GET THE LATEST SUMMIT NEWS

SIGN UP FOR THE NEWSLETTER

BUSINESS

ON THE CLOCK

Monday, 1
May 2017
09:00
Meet MB at Summit launch

Onscreen

NOTIFICATIONS

Stay on top of your priorities, your team and your industry at a glance.

Instant

MESSAGING

Reply quickly and easily via text or voice – whichever you prefer.

Voice Activated

OFFICE ASSISTANT

Set reminders, update your agenda, check your investments and more.

● ● ○ ●

UBER

Featured business app

UBER

Request a ride, pay online and travel with ease at any time of day.

YOUR SUMMIT, YOUR WAY

Your Summit is at the height of self-expression.
Tailor every detail to reflect your style.

CUSTOMISE NOW

BASE 1000
MONT BLANC

DISCOVER THE COLLECTION

Purchase Summit online or find your nearest Montblanc boutique below to try it yourself.

PVD Black Steel Case
Black Calfskin Strap

Stainless Steel Case
Blue Rubber Strap

Stainless Steel Case
Green Rubber Strap

SEE DETAILS

PVD Black Steel Case
Brown Sfumato Strap

SHOP FULL COLLECTION

REACH THE SUMMIT AT YOUR NEAREST MONTBLANC BOUTIQUE

FIND A BOUTIQUE

TECHNICAL SPECIFICATIONS

A cutting-edge processor, high-definition screen and precise heart-rate sensor. Plus the most iconic design in its class.

Powered by Android Wear

Heart Rate Monitor

Wi-Fi Connectivity

Domed Sapphire Glass

All-day Battery

IP68
Water Resistance

1.39″
Round AMOLED Display

46mm
Case Diameter

12.5mm
Case Thickness

- Android Wear 2.0
- Bluetooth 4.1 BLE connectivity
- Wi-Fi 802.11 b/g/n connectivity
- 512 MB RAM speed processing
- 4GB flash storage
- All-day (300mAh) battery life
- Magnetic charging cradle
- IP68 water resistance – OK for washing hands and exposure to rain
- Compatible with phones running Android 4.3 or higher and iOS9 or higher
- 1.39′′ 400x400 full round AMOLED display
- Micro-USB to USB charging cable
- Documentation
- Vibrator and microphone
- Heart rate monitor
- G-sensor (accelerometer)
- Gyroscope (position)
- E-compass (orientation)
- Barometer (height)
- Light sensor (power modes)

DOWNLOAD APP

DOWNLOAD FAQ

DOWNLOAD SAFETY MANUAL

DOWNLOAD START GUIDE

GETTING STARTED

Here's how to get your Summit up and running.

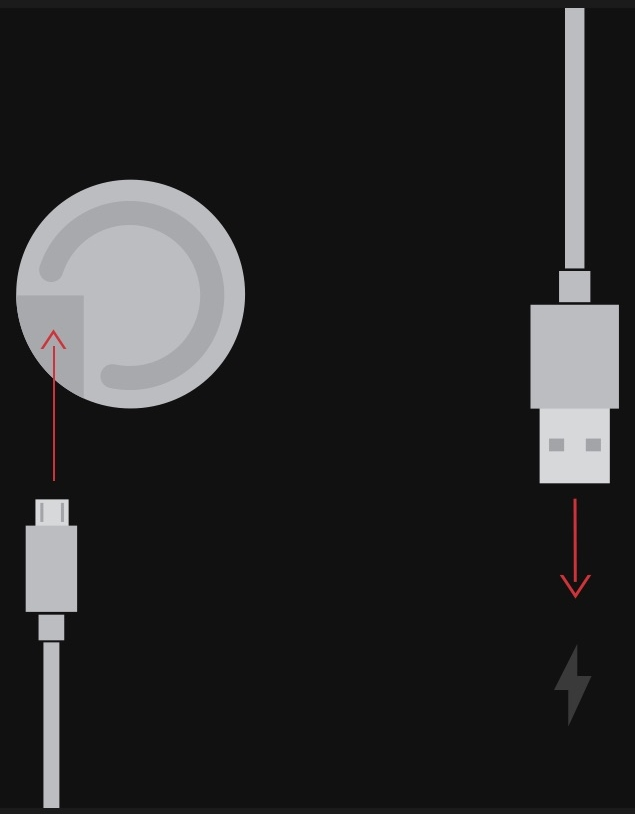

Step 1

PLUG IN YOUR CHARGING DOCK

Connect the micro-USB jack to the rear of the dock and plug it into a compatible power source.

Step 2

DOCK YOUR SUMMIT

Place the watch on the charging dock, aligning the power input with the watch's port.

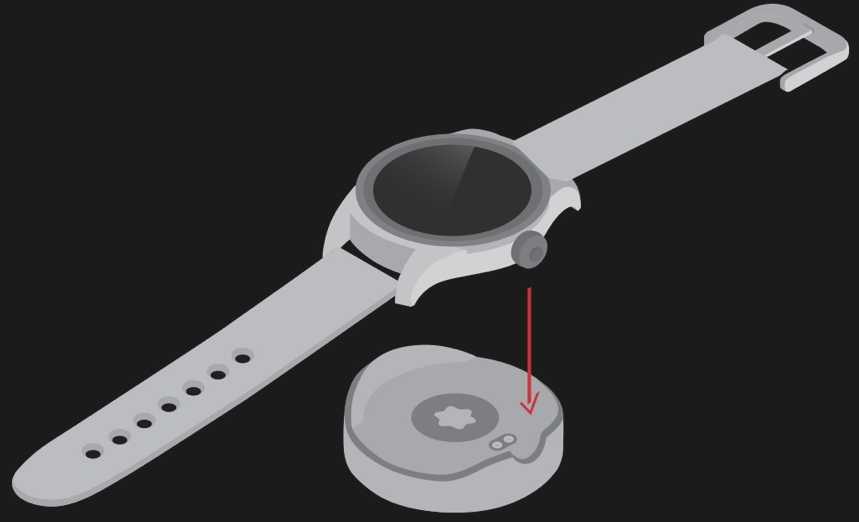



Step 3

CHARGE FULLY

Summit runs for an entire day on a full charge. A full charge takes approximately 4 hours.

Step 4

PAIR IT AND WEAR IT

With your Summit still connected to the power source, turn it on by pressing the crown as indicated. Connect to the internet to download and install the Android Wear app. Follow the instructions for pairing compatible devices, making sure these are turned on and in range.

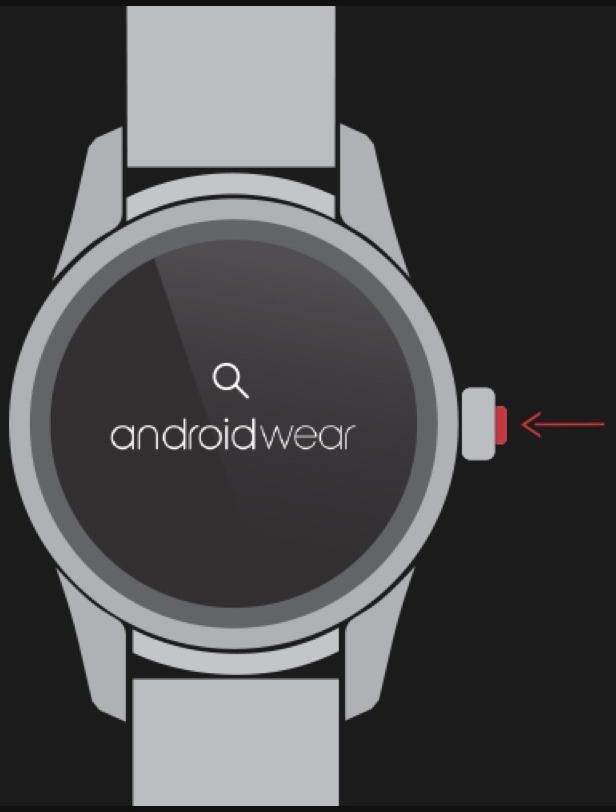

SUMMIT

DON'T JUST MOVE FORWARD. BE AHEAD.

Cutting-edge technology, classic Montblanc design.
A smartwatch for those always on the ascent.

▷ WATCH THE FILM

BASE 1000
MONTBLANC

GET THE LATEST SUMMIT NEWS

SIGN UP FOR THE NEWSLETTER

BASE 1000
MONTBLANC

LEISURE

ON THE TOWN

10:10 PM
Lincoln Way
36th Ave
Lincoln Way

Streamlined

NAVIGATE

Follow maps on your wrist to spend less time on your phone and more on enjoying the scenery.

Insider tips

WHAT'S ON

Always know where the action is with personalised tips.

Customisable

WATCH FACES

Adapt complications to any occasion. Tailor the look of the dial to suit any outfit.

● ● ● ○

FOURSQUARE

Featured leisure app

FOURSQUARE

Your shortcut to a good time. Discover the best in gastronomy, entertainment and shopping wherever you are.

YOUR SUMMIT, YOUR WAY

Your Summit is at the height of self-expression.
Tailor every detail to reflect your style.

CUSTOMISE NOW

DISCOVER THE COLLECTION

Purchase Summit online or find your nearest Montblanc boutique below to try it yourself.

PVD Black Steel Case
Black Calfskin Strap

Stainless Steel Case
Blue Rubber Strap

Stainless Steel Case
Green Rubber Strap

SEE DETAILS

PVD Black Steel Case
Brown Sfumato Strap

SHOP FULL COLLECTION

REACH THE SUMMIT AT YOUR NEAREST MONTBLANC BOUTIQUE

FIND A BOUTIQUE

TECHNICAL SPECIFICATIONS

A cutting-edge processor, high-definition screen and precise heart-rate sensor. Plus the most iconic design in its class.

Powered by Android Wear

Heart Rate Monitor

Wi-Fi Connectivity

Domed Sapphire Glass

All-day Battery

IP68
Water Resistance

1.39″
Round AMOLED Display

46mm
Case Diameter

12.5mm
Case Thickness

- Android Wear 2.0
- Bluetooth 4.1 BLE connectivity
- Wi-Fi 802.11 b/g/n connectivity
- 512 MB RAM speed processing
- 4GB flash storage
- All-day (300mAh) battery life
- Magnetic charging cradle
- IP68 water resistance – OK for washing hands and exposure to rain
- Compatible with phones running Android 4.3 or higher and iOS9 or higher
- 1.39′′ 400x400 full round AMOLED display
- Micro-USB to USB charging cable
- Documentation
- Vibrator and microphone
- Heart rate monitor
- G-sensor (accelerometer)
- Gyroscope (position)
- E-compass (orientation)
- Barometer (height)
- Light sensor (power modes)

DOWNLOAD APP

DOWNLOAD FAQ

DOWNLOAD SAFETY MANUAL

DOWNLOAD START GUIDE

GETTING STARTED

Here's how to get your Summit up and running.

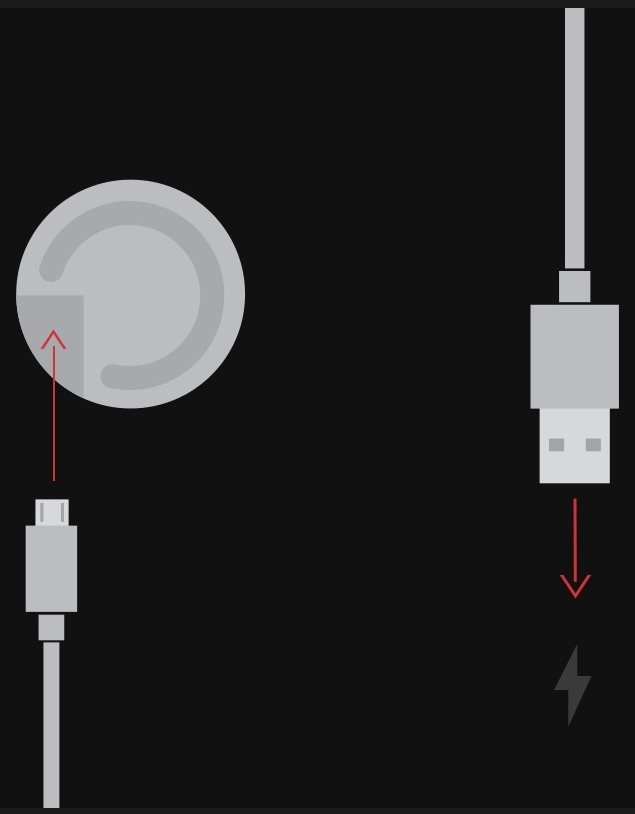

Step 1

PLUG IN YOUR CHARGING DOCK

Connect the micro-USB jack to the rear of the dock and plug it into a compatible power source.

Step 2

DOCK YOUR SUMMIT

Place the watch on the charging dock, aligning the power input with the watch's port.





Step 3

CHARGE FULLY

Summit runs for an entire day on a full charge. A full charge takes approximately 4 hours.

Step 4

PAIR IT AND WEAR IT

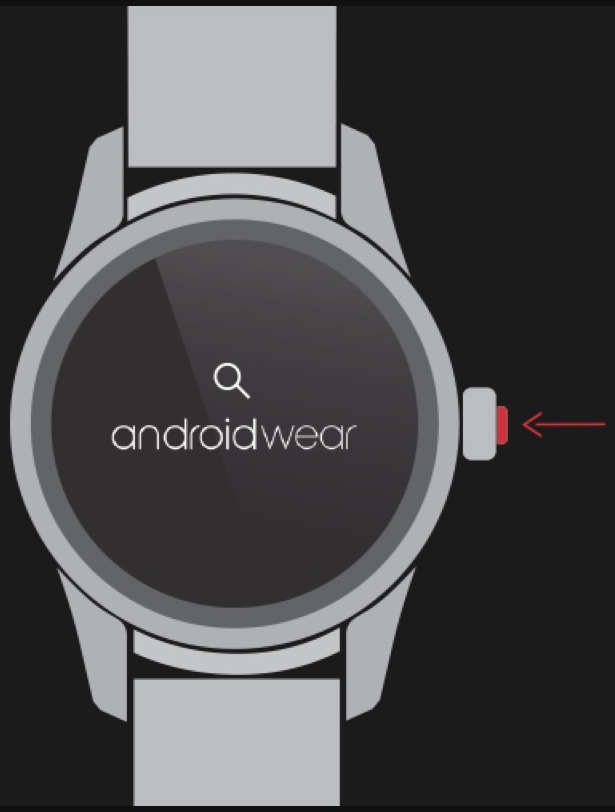With your Summit still connected to the power source, turn it on by pressing the crown as indicated. Connect to the internet to download and install the Android Wear app. Follow the instructions for pairing compatible devices, making sure these are turned on and in range.